

Investment Objectives

The Fund's investment objective is to deliver a moderate to high long term total return with limited risk of capital loss.

Investment Policy

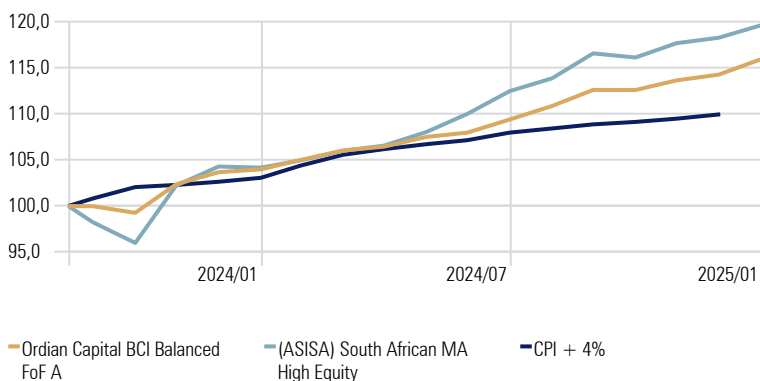
The Fund's portfolio will invest in a combination of equities, fixed income, property and cash, in both domestic and international markets. This may also include participatory interest in other forms of local and global collective investment schemes or other similar schemes operated in territories with a regulatory environment which is to the satisfaction of the manager which invest in, amongst others, equity securities, property securities, non equity securities and instruments, money market instruments, preference shares, listed and unlisted financial instruments, bonds and other interest bearing instruments and securities. To the extent that the assets in the portfolio are exposed to exchange rate risk, the manager may enter into financial transactions for the exclusive purpose of hedging such exchange rate risk subject to the conditions and limits as stipulated by the Act.

Fund Profile

The Fund is a multi asset investment scheme, with a broad mandate to invest across asset classes. The portfolio maintains a moderate risk profile and the portfolio's equity exposure will be limited to a maximum of 75% of the portfolio's net asset value. The Fund may allocate up to 45% to international market exposure and will comply with the Regulation 28 limits governing retirement funds.

Performance (Net of Fees)

Investment Growth



Note: Investment performance is for illustrative purposes only and calculated by taking actual initial fees and ongoing fees into account for the amount shown with income reinvested on reinvestment date.

Trailing Returns

	YTD	1 Year
Ordian Capital BCI Balanced FoF A	1,48	11,55
(ASISA) South African MA High Eq	1,15	14,89

Risk Measures

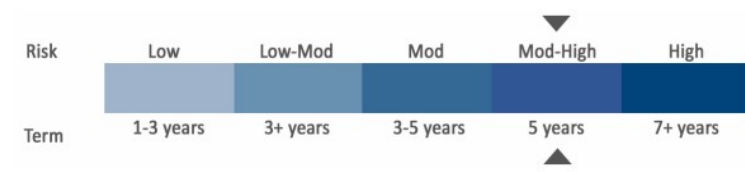
	Inv	Benchmark
Calculation Benchmark: (ASISA) South African MA High Equity		
Std Dev	2,93	6,30
Max Drawdown	-0,72	-2,30
Max Gain	16,87	24,71
Sharpe Ratio	0,70	0,92
Sortino Ratio	1,16	1,68

Source: Morningstar Direct

Investor Profile

The Fund is suitable for investors seeking capital growth, with limited risk of capital loss over the medium- to long-term. It is suitable for investors with an investment horizon of at least 5 years. It could be utilised as a stand-alone diversified fund for retirement savings or as part of a portfolio of multi-asset funds.

Risk Profile



Moderate - High Risk

- This portfolio holds more equity exposure than a medium risk portfolio but less than a high-risk portfolio. In turn the expected volatility is higher than a medium risk portfolio, but less than a high-risk portfolio. The probability of losses is higher than that of a medium risk portfolio, but less than a high-risk portfolio and the expected potential long term investment returns could therefore be higher than a medium risk portfolio.
- Where the asset allocation contained in this MDD reflects offshore exposure, the portfolio is exposed to currency risks.
- The portfolio is exposed to equity as well as default and interest rate risks.
- Therefore, it is suitable for medium to long term investment horizons.

Annualised return is the weighted average compound growth rate over the period measured.

Fund Information

Portfolio Manager	Ordian Capital (Pty) Ltd
Management Company	Boutique Collective Investments
Portfolio Size	R 463 704 815
NAV Price (Fund Inception)	100 cents
NAV Price at month end	112,27 cents
JSE Code	OCBBFA
ISIN Number	ZAE000324570
ASISA Category	(ASISA) South African MA High Equity
Fund Benchmark	SA Multi Asset High Equity category average
Minimum Investment (Base Currency)	None
Monthly Fixed Admin Fee	Refer to notes on page 3
Launch Date	12/09/2023
Valuation Time (Daily)	8:00
Transaction Time	14:00
Regulation 28	Yes

Fee Breakdown - (incl. VAT)

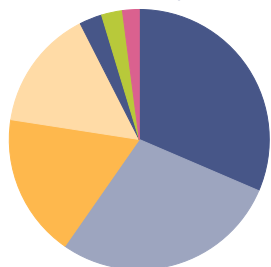
Management Fee	0,92
Performance Fee	0,00
Total Expense Ratio	2,07
Transaction Costs	0,13
Total Investment Charge	2,20

Issue date: 12/02/2025

Ordian Capital BCI Balanced Fund of Funds A

Minimum Disclosure Document | 31 January 2025

Asset Allocation (as at 31 December 2024)



	%
Domestic Bond	31,45
Domestic Cash	28,25
Domestic Equity	17,75
Offshore Equity	15,06
Offshore Unit Trust	2,81
Offshore Cash	2,62
Other	2,07
Total	100,00

Fund Composition (as at 31 December 2024)

	Portfolio Weighting %
Ordian Capital BCI WW Flex B	23,01
Numoro BCI Income A	20,47
Saffron BCI Flexible Fund A	20,39
Coronation Balanced Defensive P	9,64
Denker SCI Equity B2	9,50
BCI Money Market B	7,51
M&G Dividend Maximiser Fund F	7,13

Sector Allocation (as at 31 December 2024)



	%
Financial Services	20,13
Consumer Cyclical	18,41
Industrials	12,18
Healthcare	11,50
Technology	10,38
Communication Services	8,78
Consumer Defensive	8,67
Other	9,94
Total	100,00

Style Box (as at 31 December 2024)

	Value	Blend	Growth
Large	16,6	28,7	22,2
Mid	6,3	8,0	4,3
Small	4,3	8,1	1,4

Market Cap	%
Market Cap Giant %	32,2
Market Cap Large %	35,3
Market Cap Mid %	18,7
Market Cap Small %	9,1
Market Cap Micro %	4,7

Top 15 Holdings (as at 31 December 2024)

	Portfolio Weighting %
Nedgroup Inv Core Income C	6,68
Recv_sw0425_160425	4,69
Recv Sw1025_jb3mth0_766	4,40
Numoro Aqua Gbl MA Prescient AM ETF A	4,34
Taquanta Active Income FR I1	3,97
Saffron BCI Opportunity Income D2	3,96
Taquanta Stable Income FR R2	3,96
Sasfin BCI High Yield C	3,87
Recv Sw0925_jb3mth0_734	3,36
Saffron BCI Active Bond B	2,98
Denker SCI SA Equity B3	1,88
Booking Holdings Inc	1,51
Recv_0.00_130825	1,49
M&G Global Equity C	1,46
CORONATION MULTI-MANAGER GLOBAL EQUITY FUND CLASS Z- FWD	1,44

Monthly Returns - Ordian Capital BCI Balanced FoF A

	Jan	Feb	Mar	Apr	May	Jun	Jul	Aug	Sep	Oct	Nov	Dec	Year
2025	1,48												1,48
2024	0,30	0,98	0,98	0,40	1,00	0,44	1,32	1,35	1,58	-0,01	0,93	0,55	10,25
2023	—	—	—	—	—	—	—	—	—	-0,72	3,14	1,28	—

Income Distribution

	Jan	Feb	Mar	Apr	May	Jun	Jul	Aug	Sep	Oct	Nov	Dec	Year
2024	—	—	—	—	—	1,65	—	—	—	—	—	1,74	3,39
2023	—	—	—	—	—	—	—	—	—	—	—	0,18	0,18

Date of Income Declaration: 30 June/31 December

Date of Income Payment: 2nd working day of Jul/Jan

Risks and Disclosures

Certain investments - including those involving futures, options, equity swaps, and other derivatives may give rise to substantial risk and might not be suitable for all investors. Where foreign securities are included in the portfolio there may be additional risks such as potential constraints on liquidity and repatriation of funds, macroeconomic risk, political risk, foreign exchange risk, tax risk, settlement risk as well as potential limitations on the availability of market information.

*Monthly fixed admin fee: R15 excl. VAT which apply to all direct investor accounts with balances of less than R100 000 at month end, unless an investor transacts online, in which no such fee will be levied.

FAIS Conflict of Interest Disclosure

Please note that your financial advisor may be a related party to the co-naming partner and/or BCI. It is your financial advisor's responsibility to disclose all fees he/she receives from any related party. The portfolio's TER includes all fees paid by portfolio to BCI, the trustees, the auditors, banks, the co-naming partner, underlying portfolios, and any other investment consultants/managers as well as distribution fees and LISP rebates, if applicable. The portfolio's performance numbers are calculated net of the TER expenses. The investment manager earns a portion of the service charge and performance fees where applicable. In some instances portfolios invest in other portfolios which form part of the BCI Scheme. These investments will be detailed in this document, as applicable.

Projected Total Expense Ratio (TER)

Please note: A higher TER ratio does not necessarily imply a poor return, nor does a low TER imply a good return. The current TER cannot be regarded as an indication of future TER's. Transaction Costs are a necessary cost in administering the Fund and impacts Fund returns. It should not be considered in isolation as returns may be impacted by many other factors over time including market returns, the type of Fund, the investment decisions of the investment manager and the TER. The prior year ("PY") TER and Transaction cost calculations are based upon the portfolio's direct costs for the financial year ended 31 December 2023, whilst the underlying portfolios' ratio and cost calculations are based upon their most recent published figures, being 30 September 2024.

Portfolio Manager

Ordian Capital (Pty) Ltd is an authorised Financial Service Provider FSP 52994

- Additional information, including application forms, annual or quarterly reports can be obtained from BCI, free of charge or can be accessed on our website www.bcis.co.za
- Valuation takes place daily and prices can be viewed on our website (www.bcis.co.za) or in the daily newspaper.
- Actual annual performance figure are available to existing investors on request.
- Upon request the Manager will provide the investor with portfolio quarterly investment holdings reports.

Disclaimer

Boutique Collective Investments (RF) (Pty) Ltd ("BCI") is a part of Apex Group Ltd. BCI is a registered Manager of the Boutique Collective Investments Scheme, approved in terms of the Collective Investments Schemes Control Act, No 45 of 2002 and is a full member of ASISA. Collective Investment Schemes in securities are generally medium to long term investments. The value of participatory interests may go up or down and past performance is not necessarily an indication of future performance. BCI does not guarantee the capital or the return of a portfolio. Collective Investments are traded at ruling prices and can engage in borrowing and scrip lending. A schedule of fees, charges and maximum commissions is available on request. BCI reserves the right to close the portfolio to new investors and reopen certain portfolios from time to time in order to manage them more efficiently. Additional information, including application forms, annual or quarterly reports can be obtained from BCI, free of charge. Performance figures quoted for the portfolio are from Morningstar, as at the date of this minimum disclosure document for a lump sum investment, using NAV-NAV with income reinvested and do not take any upfront manager's charge into account. Income distributions are declared on the ex-dividend date. Actual investment performance will differ based on the initial fees charge applicable, the actual investment date, the date of reinvestment and dividend withholding tax. BCI retains full legal responsibility for the third party named portfolio. Although reasonable steps have been taken to ensure the validity and accuracy of the information in this document, BCI does not accept any responsibility for any claim, damages, loss or expense, however it arises, out of or in connection with the information in this document, whether by a client, investor or intermediary. This document should not be seen as an offer to purchase any specific product and is not to be construed as advice or guidance in any form whatsoever. Investors are encouraged to obtain independent professional investment and taxation advice before investing with or in any of BCI's products. Access the BCI Privacy Policy and the BCI Terms and Conditions on the BCI website (www.bcis.co.za). A fund of funds is a portfolio that invests in portfolios of collective investment schemes that levy their own charges, which could result in a higher fee structure.

Investment Manager Information

Ordian Capital (Pty) Limited
Barinor's Vineyard North, The
Vineyards Office Estate, 99 Jip De
Jager Road, De Bron, Bellville, 7530
Tel: +27 21 912 1020
Email: info@ordiancapital.co.za
www.ordiancapital.co.za

Management Company Information

Boutique Collective Investments (RF)
(Pty) Limited
Catnia Building,
Bella Rosa Village, Bella Rosa Street,
Bellville, 7530
Tel: +27 (0)21 007 1500/1/2
Email: clientservices@bcis.co.za
www.bcis.co.za

Custodian / Trustee Information

The Standard Bank of South Africa
Limited
Tel: 021 441 4100

